













### Stitch Key


-  k on RS, p on WS
-  p on RS, k on WS
-  k on RS and WS (selvage st)
-  no stitch - if a cable symbol contains a "no stitch", work the cable as it appears in the key below
-  k2tog
-  ssk
-  S2KP
-  yo
-  pfb
-  make bobble (MB)
-  bind off 1 st


 Slip 1 to cn and hold to back, k1, then k1 from cn

 Slip 1 to cn and hold to front, k1, then k1 from cn

 Slip 1 to cn and hold to back, k1, then p1 from cn

 Slip 1 to cn and hold to front, p1, then k1 from cn

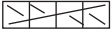
 Slip 1 to cn and hold to back, k2, then k1 from cn

 Slip 2 to cn and hold to front, k1, then k2 from cn

 Slip 1 to cn and hold to back, k2, then p1 from cn

 Slip 2 to cn and hold to front, p1, then k2 from cn


 Slip 1 to cn and hold to back, k3, then k1 from cn


 Slip 2 to cn and hold to back, k2, then k2 from cn


 Slip 2 to cn and hold to front, k2, then k2 from cn


 Slip 2 to cn and hold to back, k2, then p2 from cn


 Slip 2 to cn and hold to front, p2, then k2 from cn

 Slip 1 to cn and hold to back, k1, p1, k1, then k1 from cn

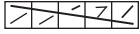
 Slip 1 to cn and hold to back, k1, p1, k1, then p1 from cn

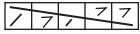
 Slip 3 to cn and hold to front, p1, then [k1, p1, k1] from cn

 Slip 2 to cn and hold to back, k1, p1, k1, then k2 from cn

 Slip 3 to cn and hold to front, k2, then [k1, p1, k1] from cn


 Slip 3 to cn and hold to back, k2, [k1, p1, k1] from cn

 Slip 2 to cn and hold to front, k1, p1, k1, then k2 from cn

 Slip 3 to cn and to front, p2, then [k1, p1, k1] from cn

These definitions replace those given in Notes 3, 4 & 5 on page 93

 Row 49 Sl 2 sts to cn and hold to back, k2, then k1 from cn, ssk last st on cn with next st on LH needle

 Row 97 Sl 3 sts to cn and hold to back, k2, then [k1, ssk] from cn

 Row 137 Sl 2 sts to cn and hold to front, p1, then k1 from cn, ssk last st on cn with next st on LH needle