

1 HIGH NECK PEPLUM PULLOVER


Photo on pages 48 and 49. Instructions begin on page 80.
Stitch key for chart 2.


Stitch Key

 k on RS, p on WS

 p on RS, k on WS

 ssk

 3-st RPC

 3-st LPC

 4-st RC

 4-st LC

 4-st RPC

 4-st LPC

 yo


 k2tog

 2/1/1 RPC

 1/1/2 LPC

 5-st RPC

 5-st LPC

 2/2/1 RPC

 1/2/2 LPC